


	<b>COLEGIO INSTITUTO TÉCNICO INTERNACIONAL</b>	
	<b>P.E.I. EDUCACIÓN EN TECNOLOGÍA Y SU INFLUENCIA EN LA CALIDAD DE VIDA</b>	
	<b>GUIA DE TRABAJO EN CASA- GRADO OCTAVO</b> <b>INGLÉS</b> <b>MYRIAM SAAVEDRA - JORNADA TARDE</b>	

Semana	Actividades
Semana 1°	<p><b>Estimados estudiantes y padres de familia,</b>  <b>A continuación, encontrarán la explicación al desarrollo de cada una de las actividades sugeridas para estas dos semanas de trabajo virtual autónomo en casa.</b></p> <p><b>ACTIVIDAD 1.</b>  <b>LECTURA DEL CAPÍTULO 7 “Ghostly Plans” PLAN LECTOR libro The <u>Canterville ghost</u>.</b>  Hacer una lista de vocabulario de 30 palabras sobre el capítulo con su respectivo significado. Copiar y responder las siguientes preguntas.  What did the ghost wear?  Why did the ghost hate Washington?  What did the ghost plan to do to Mr Otis?  What did the ghost like about Virginia?  Practicar la lectura del texto. El audio del capítulo se encuentra en esta dirección <a href="https://www.burlingtonbooks.com/Spain/Page.aspx?PageID=231">https://www.burlingtonbooks.com/Spain/Page.aspx?PageID=231</a> (la lectura será evaluada en clase)</p> <div data-bbox="293 877 1468 1077">  <div> <p><b>Audio Material</b> </p> <p>Chapter 1   Chapter 2   Chapter 3   Chapter 4   Chapter 5   Chapter 6   Chapter 7   Chapter 8   Chapter 12   Cross-Curricular Focus 1   Cross-Curricular Focus 2   Full Reader</p> <p><b>Website Activities</b></p> </div> </div> <p><b><u>Fecha de entrega de actividad: Marzo 25 en carpeta organizado</u></b></p> <p><b><u>ACTIVIDAD 2</u></b>  <b>Past simple tense.</b>  Revisar los verbos regulares que se encuentran en los capítulos 1,2,3,4,5 y 6 del <b>libro <u>Canterville Ghost</u></b> y de acuerdo al capítulo asignado por el docente a cada estudiante deben realizar las siguientes actividades</p> <p><b>A. Escribir 10 expresiones en pasado en forma positiva del texto.</b>  Ejemplo:  Lord canterville’s Aunt <b>lived</b> in this house.  Nobody <b>wanted</b> to live in the house.  The family <b>entered</b> a carriage to go to their new home.</p> <p><b>B. Escribir 10 expresiones en forma negativa del capítulo asignado. Estas pueden ser construidas de acuerdo al contexto.</b>  Ejemplo:  Mr Otis <b>did not kill</b> (Mr Otis <b>didn’t kill</b>) to Lady Eleanore de Canterville.  The family Otis <b>didn’t live</b> in England</p> <p><b><u>Nota:</u></b> A los <b>grupos 803 y 804</b> no les fue asignado el capítulo. Deben trabajar el capítulo de acuerdo al número de lista. Ejemplo el estudiante 1 trabaja el capítulo 1, el estudiante 2 el capítulo 2 ..etc. el estudiante 6 el capítulo 6. El estudiante 7 vuelve a tomar el capítulo 1, el estudiante 8 el capítulo 2 y así sucesivamente.</p>


Semana 2°

### ACTIVIDAD 3

Libro **WAY TO GO** página Colombia aprende

(<http://aprende.colombiaaprende.edu.co/es/node/94010>)

Para los grupos que no han realizado el ejercicio 7 de la página 12 del libro "**way to go 8th**" completar el texto con la forma correcta del verbo en pasado o en presente.

7.  **Read »** Complete the text with the correct form of the verbs in brackets.


#### A Story of Change

La Paz School is a rural school in the mountains of Central Colombia. A few years ago, teachers and students <sup>a</sup>\_\_\_\_\_ (decide) to do something about the environmental problems they had. Deforestation and bad management of waste <sup>b</sup>\_\_\_\_\_ (be) their main

dumping waste. They <sup>c</sup>\_\_\_\_\_ (start) teaching people about recycling methods and the whole town <sup>d</sup>\_\_\_\_\_ (sign) a petition to stop the destruction of their forests. They <sup>e</sup>\_\_\_\_\_ (plant) more than 2,000 trees near the river.

Now people in our town <sup>f</sup>\_\_\_\_\_ (be) happy.

Realizar la actividad de la página 19 del libro "**way to go 8th**" numerales 2 y 3.

2.  **Write »** Complete the texts with the human actions

Industries



Agriculture



Deforestation



#### National Park Is Closed

The National Park was a beautiful place to go hiking and see many different plants and animals there. The trees <sup>1</sup>\_\_\_\_\_ (be) very tall and very old. Things changed when a logging business came to the park. They <sup>2</sup>\_\_\_\_\_ (start) to mine and quickly cut down most of the trees near the river. <sup>3</sup>\_\_\_\_\_ (want) to extract some important and

**FECHA DE ENTREGA: MARZO 25.**

**COPIAS IMPRESAS DEBIDAMENTE DILIGENCIADAS EN CARPETA.**

### ACTIVIDAD 4

**Desarrollar guía sobre la práctica de actividades del pasado simple verbos regulares (documento adjunto)**

Revisar esta página para ver la explicación del tema <http://www.bluebloccnotes.com/grammar/past-tenses/past-simple> y este video con la explicación de la forma interrogativa. <https://www.youtube.com/watch?v=A2QMGmNmzIk>.

**FECHA ENTREGA : MARZO 25 DEBIDAMENTE IMPRESO, ELABORADO Y LEGAJADO EN CARPETA.**

## It changed my life


### 1 GRAMMAR past simple regular verbs

a Complete the sentences with the past simple of verbs from the list.


ask cry ~~finish~~ play park stop study watch




1 You finished work very late last night.




2 He \_\_\_\_\_ TV yesterday morning.




3 My sister \_\_\_\_\_ tennis yesterday.



4 I \_\_\_\_\_ French at school.



5 The car \_\_\_\_\_ at the red light.



6 My boyfriend \_\_\_\_\_ his car outside the restaurant last night.



7 I \_\_\_\_\_ a lot during the film.



8 The students \_\_\_\_\_ a lot of questions.

b Write negative sentences using the words in brackets.

1 Mark wanted a coffee. (a tea)

He didn't want a tea.

2 We watched the film on my laptop. (on TV)

3 We waited at the station. (at the cinema)

4 They opened their dictionaries. (their books)

5 Emma looked at her watch. (the board)

6 We closed the door. (the window)

7 The film ended at ten o'clock. (10.30)

8 The teacher talked to my mother. (my father)

c Order the words to make questions.

1 park / Where / your sister / did

Where did your sister park ?

2 he / Did / the / close / window

\_\_\_\_\_ ?

3 music / listen to / What / did / you

\_\_\_\_\_ ?

4 film / you / the / Did / like

\_\_\_\_\_ ?

5 in Paris / your brother / did / When / live

\_\_\_\_\_ ?

6 yesterday / work / Jane / Did

\_\_\_\_\_ ?

7 time / your friends / did / What / arrive

\_\_\_\_\_ ?

8 they / the restaurant / walk / Did / to

\_\_\_\_\_ ?

d Match the answers to the questions in c.

a Yes, it was fantastic.

b Rock and pop.

c No, they went by car.

d At about eight o'clock.

e In the car park.

f Yes, he did. It was cold.

g Last year.

h No she didn't. It was a holiday.

1

## **Past simple | Regular verbs exercises**

### **Exercise 1**

Put the regular verbs in the correct category:

cry	like	stop	wait	stay	fail
enjoy	label	agree	marry	explain	hop
care	bury	use	jog	clap	prefer

- d only	- ed only	- ied	double consonant + - ed
lived	cleaned	studied	shopped

### **Exercise 2**

Complete the story with the correct forms the verbs in brackets.

A young man aged 13 ..... the Simpson Bank in Motown yesterday night. (rob)

He ..... his toy gun and ..... by his father's red BMW. (use | travel)

He ..... the money in his sister's school bag. (carry) The young man .....

to his grandma's garden to hide the money there. (hurry) When he ..... the garden,

he could see a policeman. (enter) The policeman ..... to chase him. (start) The young

man ..... the bag with the money. (drop) - Suddenly, he could hear his telephone.

"Bob, are you still asleep?"

"Oh, mum. I had a terrible dream!"

name: ..... class: ..... date: .....

**Simple Past Verbs with -y, double consonants - worksheet**

Regular verbs make their past tense by adding -d, -ed, or (if the verb ends in a consonant + y), changing the **y** to **i** and adding -ed

hurry - hurried, cry - cried

Vowel and consonant at the end of a verb: **Double consonant** and add -ed.

stop - stop**pped**, plan - plan**nned**

**1. Fill in the Simple Past.**

Example: John married Emily last year. (to marry)

1. She \_\_\_\_\_ her suitcase to the bus. (to carry)
2. They \_\_\_\_\_ in the park to play football. (to stop)
3. The children \_\_\_\_\_ to the playground. (to hurry)
4. John \_\_\_\_\_ to win a medal. (to try)
5. Peter \_\_\_\_\_ his trip to France. (to plan)
6. The thieves \_\_\_\_\_ the old lady. (to rob)
7. Grandma \_\_\_\_\_ the cup. (to drop)
8. The family \_\_\_\_\_ to Spain. (to travel)
9. The baby \_\_\_\_\_ because he was hungry. (to cry)
10. She \_\_\_\_\_ a bag. (to carry)
11. The pupil \_\_\_\_\_ to find the answer. (to try)
12. Sarah \_\_\_\_\_ enjoyed the new film. (to enjoy)
13. The team \_\_\_\_\_ yesterday in London. (to play)
14. My uncle \_\_\_\_\_ stayed in America. (to stay)
15. The car \_\_\_\_\_ in front of the traffic lights. (to stop)
16. Ann \_\_\_\_\_ her visit in Denmark. (to plan)
17. They \_\_\_\_\_ to Paris. (to travel)
18. The boys \_\_\_\_\_ to the city centre. (to hurry)

name: ..... class: ..... date: .....

**Simple Past - irregular Verbs - worksheet**

Simple Past irregular verbs:

buy - bought   choose - chose,   find - found,   have - had   see - saw,  
send - sent,   speak - spoke,   go - went,   write - wrote

**1. Fill in the correct Simple Past form of the verb.**

see	_____	speak	_____
send	_____	buy	_____
choose	_____	find	_____
go	_____	have	_____
write	_____	see	_____

**2. Fill in the correct Simple Past form of the verb.**

buy - bought   choose - chose,   eat - ate,   find - found,   go - went,   have - had  
see - saw,   send - sent,   speak - spoke,   write - wrote

1. Ben \_\_\_\_\_ Emily at the party. (to see)
2. He \_\_\_\_\_ to her about the music. (to speak)
3. Ben \_\_\_\_\_ fish and chips for lunch. (to eat)
4. Lucy \_\_\_\_\_ me her photographs. (to send)
5. Jake \_\_\_\_\_ a new camera. (to buy)
6. The football coach \_\_\_\_\_ the red shirts. (to choose)
7. Lily \_\_\_\_\_ a wallet with a lot of money. (to find)
8. Everybody \_\_\_\_\_ to the swimming pool. (to go)
9. We \_\_\_\_\_ a great meal in the new restaurant. (to have)
10. He \_\_\_\_\_ a new song. (to write)